



# Berylwood Tree Farm

Grower of Specimens

1048 E. La Loma Ave., Somis CA 93066

TEL. (805) 485-7601 FAX (805) 485-8262

Full Availability April 2026 (Photos pg. 1-19, text pg. 22-39)

Availability changes daily, email [Sales@BerylwoodTreeFarm.com](mailto:Sales@BerylwoodTreeFarm.com) to check stock.

Note: Shipments from Somis, CA to all points north of Santa Barbara County require California State Agriculture certification for Glassy Winged Sharp Shooter. Please be advised that many broad leaved evergreen plants may not pass inspection and therefore cannot be shipped to Northern California.

## April 2026 – Featured Plants



60" Olea europaea (40-60 Year Old)

(10 Trees available, Each is Unique)



72" Melaleuca linariifolia

(Evergreen, Exfoliating Bark, Cream Flowers)

 [Click Here to See Photos of all Available Trees](#)

**Email Us To Check Availability - Wholesale Customers Only - Nursery Tours & Tagging By Appointment Only**

# Arbutus - Strawberry Tree - Madrone



60" Arbutus x 'Marina' MLT - 10'-11' x 6'-7"



60" Arbutus x 'Marina' STD - 14'-15' x 7'-7.5' x 4.5"




60" Arbutus x 'Marina' MLT - 10'-11' x 6'-7"



72" Arbutus x 'Marina' STD - 15'-16' x 6'-7' x 4.5"



48" Arbutus x 'Marina' MLT - 7.5'-9.5' x 4.5'-5.5'

 [Click Here to See Photos of all Available Trees](#)

# Aloes & Agaves



24" Aloe arborescens MLT - 4'-5" x 3'-4"



24" Agave desmittiana 'Variegata'



24" Agave americana - 3'-3.5' x 2.5'-3.5'



24" Agave attenuata MLT - 24"-36" x 24"-36"



24" Agave attenuata MLT - 24"-36" x 24"-36"



60" Aloe bainesii - 17'-18' x 8'-10'



[Click Here to See Photos of all Available Trees](#)

# Acacia & Acers

72" Acacia stenophylla STD - 24' x 13'-14' x 6"



60" Acer palmatum 'Sango Kaku' - 12'-13' x 6'-6.5' x 4.25"



84" Acer campestre 'Queen Elizabeth' STD - 20' x 13'-14' x 8"



60" Acacia melanoxylon STD - 23'-24' x 8'-9' x 4.5"-5"



[Click Here to See Photos of all Available Trees](#)

# Betula - Birch

48" Betula Jacquemontii MLT-14' x 6'-7"



60" Betula u. v. Jacquemontii STD - 17'-18' x 10'-11' x 5"



72" Betula nigra STD - 24'-26' x 14'-15' x 7"-9"



72" Betula Jacquemontii STD - 18'-20' x 12' x 6"



[Click Here to See Photos of all Available Trees](#)

# Beaucarnea recurvata - Pony Tail Palm

48" Beaucarnea recurvata #276



36" Beaucarnea recurvata - 5.5'-6.5' x 3'-4'



48" Beaucarnea recurvata #281



60" Beaucarnea recurvata #272



[Click Here to See Photos of all Available Trees](#)

48" Beaucarnea recurvata #280 - 7.5' x 5.5'-6'



# Cupressus - Cypress

60" *Cupressus macrocarpa* - 23'-26' x 6'-9' x 5"-5.5"



48" *Cupressus cashmeriana* - 15'-16' x 5'-6' x 3"



60" *Cupressus macrocarpa* - 23'-26' x 6'-9' x 5"-5.5"



48" *Cupressus dupreziana* - 8'-9' x 4'-5' x 3"



[Click Here to See Photos of all Available Trees](#)

# Erythrina - Coral Trees

72" Erythrina coralloides MLT - 10'-12' x 9'-10'



60" Erythrina coralloides - 8'-10' x 7'-8'



84" Erythrina crista-galli STD - 13'-14' x 9'-10' x 8.5"-9"



60" Erythrina sykesii MLT - 7'-8' x 5'-6'



[Click Here to See Photos of all Available Trees](#)

# Geijera parviflora - Australian Willow

60" Geijera parviflora STD - 18' x 8' x 5"



60" Geijera parviflora - 18'-19' x 9'-10' x 4.5in



48" Geijera parvifolia LB - 11'-12' x 5'-6' x 2.5"-3"



48" Geijera parvifolia LB - 11'-12' x 5'-6' x 2.5"-3"



Click Here to See Photos of all Available Trees

# Jacaranda mimosifolia

108" Jacaranda mimosifolia STD - 25'-27' x 14'-15' x 12'



60" Jacaranda mimosifolia STD - 13'-15' x 7'-8' x 4'



72" Jacaranda mimosifolia STD - 15'-17' x 6'-7' x 4"



60" Jacaranda mimosifolia MLT - 13'-14' x 8'-10'



[Click Here to See Photos of all Available Trees](#)

# Olea europaea 'Manzanillo'

84" Olea europaea 'Manzanillo' #92715 - 19'-20' x 14'-15' x 22"



84" Olea europaea 'Manzanillo' #92713 - 19'-20' x 14'-15' x 18'-20"



84" Olea europaea 'Manzanillo' BW2R29 - 19'-20' x 14'-15' x 22"



84" Olea europaea 'Manzanillo' #92712 - 20'-21' x 14'-15' x 14"



84" Olea europaea 'Manzanillo' #92716 - 20'-21' x 14'-15' x 17'-20"



# Olea europaea 'Sevilliano'

84" Olea europaea 'Sevilliano' #724 - 15'-16' x 11'-12' x 26"-28"



84" Olea europaea 'Sevilliano' #636 - 14'-15' x 10'-11' x 30"



84" Olea europaea 'Sevilliano' #1289 - 17'-18' x 10'-11' x 30"-33"



96" Olea europaea 'Sevilliano' #669 - 14'-15' x 12'-13' x 38"



[Click Here to See Photos of all Available Trees](#)

84" Olea europaea 'Sevilliano' #609 - 15'-16' x 12'-13' x 36"



# Melaleuca



36" Melaleuca nesophylla - 6'-8' x 4'



72" Melaleuca quinquenervia MLT - 14'-15' x 6'-7'



60" Melaleuca nesophylla MLT - 13'-14' x 9'-10'



60" Melaleuca linariifolia MLT - 16'-17' x 7'-8' x 3.75"-4"



72" Melaleuca quinquenervia MLT - 15'-16' x 6'-7'



[Click Here to See Photos of all Available Trees](#)

# Philodendron & Monstera

36" Philodendron xanadu - 40in x 48in



36" Philodendron selloum - 5'-6" x 5'-6"



25gal Monstera deliciosa MLT - 30"-40" x 30"-40"



[Click Here to See Photos of all Available Trees](#)

# Platanus racemosa - Western Sycamore


108" Platanus racemosa STD - 44'-45' x 18'-20' x 15"-16"



84" Platanus racemosa STD/LB - 30+' x 12'-14' x 10"-11"



72" Platanus racemosa - 22'-25' x 10'-11' x 6"-7"



60" Platanus racemosa STD #49211 - 17' x 9'-10' x 5"



72" Platanus racemosa - 20'-22' x 7'-8' x 6"-7"



# Podocarpus - Yew Pine

72" Podocarpus gracilior STD - 17-19' x 8'-10' x 5"-5.5"



60" Podocarpus henkelii COL - 17' x 4'-5'



96" Podocarpus gracilior NAT - 24' x 12'-13' x 10"



[Click Here to See Photos of all Available Trees](#)

84" Podocarpus gracilior MLT - 24'-25' x 13'-14'



# Quercus Speceies - Oaks

108" Quercus agrifolia - 29'-30' x 15'-16' x 16"




84" Quercus macrocarpa STD - 27'-28' x 11'-12' x 10"-11"

#5229



84" Quercus shumardii STD #956 - 22'-24' x 12'-14' x 6-7"




84" Quercus agrifolia STD - 20'-21' x 13'-14' x 10"



[Click Here to See Photos of all Available Trees](#)

# Rhus lancea - African Sumac

72" Rhus lancea STD - 14'-15' x 8'-9' x 5"-6"



 [Click Here to See Photos of all Available Trees](#)

60" Rhus lancea MLT - 10'-13' x 8'-10'



60" Rhus lancea MLT - 10'-13' x 8'-10'



72" Rhus lancea STD - 14'-15' x 8'-9' x 5"-6"



# Taxus x 'Hicksii' - Anglo-Japanese Yew

48" Taxus x 'Hicksii' - 7.5'-8.5' x 48"-60"



48" Taxus x 'Hicksii' - 7.5'-8.5' x 48"-60"



48" Taxus x 'Hicksii' - 7.5'-8.5' x 48"-60"



48" Taxus x 'Hicksii' - 7.5'-8.5' x 48"-60"



[Click Here to See Photos of all Available Trees](#)

# Thuja x plicata 'Green Giant' - Western Red Cedar

72" Thuja x plicata 'Green Giant' - 20'-21' x 7'-8' x 8"



84" Thuja x plicata 'Green Giant' - 29'-30' x 10'-11' x 8"-9"



48" Thuja x plicata 'Green Giant' - 14'-16' x 5'-5.5'



 [Click Here to See Photos of all Available Trees](#)

60" Thuja x plicata 'Green Giant' - 18' x 5'-6'




# Vitex a. 'Montrose Purple'



 [Click Here to See Photos of all Available Trees](#)

# Wisteria Espalier & Patio Trees



# Ulmus - Elms

84" Ulmus parvifolia 'Drake' STD #392 - 19'-20' x 14'-15' x 6.5"



60" Ulmus parvifolia 'True Green' STD - 14'-15' x 6'-7' x 3.75"-4"



60" Ulmus parvifolia 'Drake' - 14'-16' x 6'-7.5' x 3"-3.5"



72" Ulmus parvifolia 'Drake' STD - 20'-23' x 14'-15' x 5"



[Click Here to See Photos of all Available Trees](#)

## Somis Tree Farm, LLC. Physical Inventory Worksheet

March 5, 2026

60" ACACIA MELANOXYLON		3.00
72" ACACIA STENOPHYLLA STD		1.00
84" ACER CAMPESTRE QUEEN ELIZ STD		3.00
60" ACER FREEMANII AUTUMN BLAZE		2.00
96" ACER FREEMANII AUTUMN BLAZE		1.00
96" ACER FREEMANII CELEBRATION		1.00
72" ACER PALMATUM MLT		3.00
96" ACER PALMATUM MLT		1.00
36" ACER PALMATUM BLOODGOOD		1.00
48" ACER PALMATUM BLOODGOOD		1.00
36" ACER PALMATUM DISS. 'SEIRYU'		4.00
60" ACER P. D. 'SEIRYU'		1.00
36" ACER PALMATUM DISSECTUM		2.00
36" ACER PALMATUM DISS. 'SPRING DELIGHT'		1.00
24" ACER PALMATUM DISS. 'VIRIDIS'		1.00
60" ACER PALMATUM 'SANGO KAKU'		1.00
36" ACER PAXII STD		9.00
36" ACER PSEUDO. 'ATROPURPUREUM'		6.00
36" ACER SACC.AUTUMN SPLENDOR		1.00
60" AESCULUS X BRIOTII		2.00
15G AGAVE AMERICANA		15.00
24" AGAVE AMERICANA MLT		53.00
45G AGAVE AMERICANA		2.00
25G AGAVE C. 'NOVA'		35.00
24" AGAVE DESMETTIANA VARIEGATA		10.00
24" AGAVE PARRYI MLT		1.00
45G AGAVE PEDUNCULIFERA		2.00
48" AGATHIS ROBUSTA		10.00
45G AGAVE WEBERI		3.00
25G AGAVE X 'BLUE EMBER'		1.00
25G AGAVE X 'SHARK SKIN'		1.00
36" ALBIZIA JULIBRISSIN ROSEA		4.00
48" ALBIZIA JULIBRISSIN ROSEA		1.00
36" ALBIZIA J. SUMMER CHOC. PP13822		3.00
96" ALNUS RHOMBIFOLIA		2.00
36" ALOE ARBORESCENS		1.00
60" ALOE BAINESII		1.00
24" ALOE BARBADENSIS MLT		10.00
36" ALOE BARBERAE		1.00
5GAL ALOE ELEGANS 'YELLOW'		5.00
24" ALOE FEROX		10.00
48" ALOE FEROX		1.00
30' ALOE SAPONARIA MLT		6.00
36" ALOE SAPONARIA MLT		4.00
24" ALOE X ARBORESCENS		4.00
5GAL ALOE X 'YELLOW TORCH'		100.00

## Somis Tree Farm, LLC. Physical Inventory Worksheet

March 5, 2026

36" ARAUCARIA HETEROPHYLLA		8.00
48" ARAUCARIA HETEROPHYLLA		6.00
24" ARBUTUS 'MARINA' MLT		21.00
60" ARBUTUS MARINA MLT		3.00
60" ARBUTUS MARINA		2.00
72" ARBUTUS MARINA		1.00
48" ARBUTUS UNEDO 'COMPACTA' MLT		2.00
45G ARCTOSTAPHYLOS M. 'DR. HURD'		4.00
15G ARILIA ELEGANTISSIMA		3.00
24" ASPIDISTRA ELATOR MLT		11.00
48" BAMBOO BEECHEYANA		11.00
36" BAMBUSA OLDHAMII		15.00
48" BAMBUSA OLDHAMII		5.00
36" BAUHINIA FORFICATA LB		3.00
60" BAUHINIA FORFICATA		3.00
72" BAUHINIA FORFICATA		1.00
36" BEAUCARNEA GOLD STAR PP14650		1.00
48" BEAUCARNEA RECURVATA		6.00
48" BEAUCARNEA RECURVATA		1.00
60" BEAUCARNEA RECURVATA		1.00
72" BEAUCARNEA RECURVATA		1.00
60" BETULA ALBA MLT		2.00
72" BETULA ALBA MLT		1.00
30' BETULA JACQUEMONTII MLT		1.00
48" BETULA JACQUEMONTII MLT		1.00
48" BETULA JACQUEMONTII		7.00
60" BETULA JACQUEMONTII		1.00
60" BETULA JACQUEMONTII MLT		5.00
60" BETULA JACQUEMONTII		6.00
72" BETULA JACQUEMONTII MLT		9.00
72" BETULA JACQUEMONTII		2.00
48" BETULA NIGRA MLT		2.00
60" BETULA NIGRA MLT		9.00
60" BETULA NIGRA		3.00
72" BETULA NIGRA		6.00
24" BOUGAINVILLEA TORCH GLOW		10.00
42' HOWEA FORSTERIANA DOUBLE		-2.00
72" BRACHYCHITON ACERIFOLIUS		2.00
84" BRACHYCHITON ACERIFOLIUS		2.00
96" BRACHYCHITON ACERIFOLIUS		1.00
60" BRACHYCHITON POPULNEUS		1.00
72" BRACHYCHITON POPULNEUS		1.00
96" BRACHYCHITON POPULNEUS		1.00
60" BRACHYCHITON RUPESTRIS		2.00
36" BRUNFELSIA P. FLORIBUNDA ESP		2.00
36" BRUGMANSIA X CANDIDA		3.00
18' TUB BUXUS SEMP. GLOBE 36"		2.00

## Somis Tree Farm, LLC. Physical Inventory Worksheet

March 5, 2026

24" BUXUS SEMPERVIRENS CUBE 3-4'		6.00
24" BUXUS SEMPERVIRENS CUBE 5-6'		11.00
24" BUXUS SEMPERVIRENS CONE 2-3'		6.00
24" BUXUS SEMPERVIRENS CONE 3-4'		35.00
30' BUXUS SEMPERVIRENS		3.00
30' BUXUS SEMP. GREEN MTN CUBE		12.00
24" CAESALPINIA GILLIESII PATIO		5.00
72" CALLISTEMON RIGIDIS MLT		1.00
60" CALLISTEMON VIMINALIS		1.00
96" CALLISTEMON VIMINALIS		1.00
30' CAMELLIA J. NUCCIOS BELLA ROSA		1.00
36" CAMELLIA J. BELLA ROSSA PP13023		3.00
36" CAMELLIA JAPONICA DEBUTANTE		15.00
48" CAMELLIA JAP. 'DEBUTANTE'		1.00
30' CAMELLIA JAPONICA DIXIE KNIGHT		1.00
36" CAMELLIA J. FINLANDIA VARIEGATA		1.00
36" CAMELLIA J. G NUCCIO VARIEG ESP		1.00
36" CAMELLIA J. KRAMERS SUPREME		16.00
36" CAMELLIA J. NUCCIOS GEM		2.00
36" CAMELLIA J. NUCCIOS JEWEL		2.00
36" CAMELLIA J. NUCCIOS PEARL		8.00
36" CAMELLIA J. NUCCIOS PEARL ESP		1.00
36" CAMELLIA JAPONICA RED BSH		1.00
36" CAMELLIA JAPONICA ROSEA ESP		2.00
36" CAMELLIA JAPONICA SWAN LAKE		5.00
36" CAMELLIA JAPONICA SILVER WAVES		15.00
36" CAMELLIA J. SILVER WAVES ESP		1.00
36" CAMELLIA J. VESTITO ROSSO		4.00
24" CAMELLIA SASANQUA WHITE DOVE		3.00
24" CAMELLIA SASANQUA 'YULETIDE'		3.00
36" CAMELLIA X TAYLOR'S PERFECTION		2.00
84" CASSIA SPECTABILIS		4.00
60" CEDRUS ATLANTICA GLAUCA 'FASTIGIATA'		3.00
72" CEDRUS ATLANTICA GLAUCA		3.00
84" CEDRUS ATLANTICA GLAUCA		4.00
96" CEDRUS ATLANTICA GLAUCA		4.00
36" CEDRUS ATLANTICA GL. PENDULA		1.00
48" CEDRUS ATLANTICA GL. PENDULA		2.00
48" CEDRUS DEODARA		8.00
72" CEDRUS DEODARA		3.00
84" CEDRUS DEODARA		8.00
48" CELTIS SINENSIS STD		5.00
15G CEPHALOTAXUS DUKES GRDN BSH		1.00
15G CEPHLTXS HARRINGTONIA FST CBE		1.00
36" CERCIS CANADENSIS		1.00
48" CERCIS CANADENSIS		1.00
48" CERCIS CANADENSIS 'ACE OF HEARTS'		2.00

## Somis Tree Farm, LLC. Physical Inventory Worksheet

March 5, 2026

36" CERCIS CAN. 'MIDNIGHT EXPRESS'		25.00
24" CERCIS C. 'FOREST PANSY'		15.00
48" CERCIS C. FOREST PANSY STD		2.00
24" CERCIS CANADENSIS 'WHITE POM POMS'		15.00
36" CERCIS CHINENSIS AVONDALE		1.00
36" CERCIS GLABRA LOW		1.00
36" CERCIDIPHYLLUM JAPONICUM		1.00
24" CERUS PERUVIANUS		21.00
36" CERATONIA SILIQUA		73.00
36" CERCIDIUM X DESERT MUSEUM		6.00
48" CERCIDIUM X DESERT MUSEUM		2.00
72" CERCIDIUM X DESERT MUSEUM		1.00
36" CERCIS X MERLOT TM		12.00
60" CHILOPSIS L. 'BUBBA'		7.00
60" CHILOPSIS L. 'SNOW FLURRY'		3.00
84" CHITALPA TASHKENTENSIS		1.00
48" CHORISIA SPECIOSA		1.00
72" CHORISIA SPECIOSA		4.00
48" CINNAMOMUM CAMPHORA MLT		1.00
60" CINNAMOMUM CAMPHORA MLT		2.00
60" CINNAMOMUM CAMPHORA STD		11.00
72" CINNAMOMUM CAMPHORA MLT		1.00
36" CLEYERA JAPONICA		2.00
72" CORNUS CAPITATA		2.00
36" CORYNOCARPUS LAEVIGATA		11.00
48" CORNUS OM. SUMMER PASSION		1.00
36" CORNUS X EDDIES WHITE WONDER		2.00
48" CORNUS X VENUS		1.00
48" COTINUS C. 'COOKE'S PURPLE'		1.00
24" CRASSULA ARBORESCENS MLT		-8.00
72" CUPANIOPSIS ANACARDIODES MLT		1.00
48" CUPRESSUS CASHMIRIANA		9.00
48" CUPRESSUS DUPREZIANA		14.00
36" CUPRESSUS MACROCARPA		30.00
60" CUPRESSUS MACROCARPA		9.00
72" CUPRESSUS MACROCARPA		2.00
48" CUPRESSUS SEMPERVIRENS		4.00
84" CUPRESSUS SEMPERVIRENS COL		1.00
24" CYCAS REVOLUTA		1.00
36" CYCAS REVOLUTA		4.00
24" DRACAENA ARBOREA		18.00
36" DRACAENA DRACO		1.00
35G DRACAENA MARGINATA 'MAGENTA'		1.00
36" ELAEOCARPUS DECIPENS		17.00
60" ELAEOCARPUS DECIPIENS STD		2.00
72" ELAEOCARPUS DECIPENS		1.00
24" ERYTHRINA CAFFRA		3.00

## Somis Tree Farm, LLC. Physical Inventory Worksheet

March 5, 2026

36" ERYTHRINA CAFFRA		3.00
48" ERYTHRINA CAFFRA		5.00
60" ERYTHRINA CAFFRA		5.00
48" ERYTHRINA CORALLOIDES MLT		14.00
60" ERYTHRINA CORALLOIDES MLT		3.00
72" ERYTHRINA CORALLOIDES		6.00
84" ERYTHRINA CORALLOIDES MLT		1.00
48" ERYTHRINA CORALLOIDES 'BICOLOR'		1.00
60" ERYTHRINA CORALLOIDES 'BICOLOR'		2.00
84" ERYTHRINA CRISTA GALLI STD		1.00
48" ERYTHRINA LYSISTEMON		5.00
48" ERYTHRINA SPECIOSA 'PINK'		5.00
48" ERYTHRINA X SYKESII		9.00
60" ERYTHRINA X SYKESII		9.00
36" EUCALYPTUS FICIFOLIA		13.00
36" EUCALYPTUS PAPUANA		14.00
36" EUPHORBIA COTINIFOLIA		5.00
48" EUPHORBIA COTINIFOLIA		3.00
36" ALSOPHILA AUSTRALIS (\$200-300/FT)		1.00
48" ALSOPHILA AUSTRALIS 9' TRUNK		1.00
36" DICKSONIA ANTARCTICA		1.00
48" DICKSONIA ANTARCTICA		4.00
24" WOODWARDIA RADICANS MLT		-1.00
48" FAGUS SYLVATICA		13.00
60" FAGUS SYLVATICA		2.00
84" FAGUS SYLVATICA		1.00
96" FAGUS SYLVATICA		2.00
48" FAGUS SYLVATICA ATROPUNICE		1.00
36" FAGUS SYLVATICA DAWYKII GREEN		2.00
72" FAGUS SYLVATICA PENDULA		2.00
36" FAGUS SYLVATICA RIVERSII		2.00
48" FAGUS SYLVATICA RIVERSII		6.00
36" FICUS BENJAMINA		3.00
96" FICUS BENJAMINA MULTI		1.00
30" FICUS BENGHALENSIS 'AUDREY'		17.00
36" FICUS BENGHALENSIS 'AUDREY'		15.00
48" FICUS BENGHALENSIS 'AUDREY'		4.00
36" FICUS ELASTICA		12.00
36" FICUS MICROCARPA ESP 8'X6'		1.00
36" FICUS MICROCARPA MLT		8.00
48" FICUS MICROCARPA		2.00
36" FICUS NITIDA COL		410.00
48" FICUS NITIDA COL		1.00
96" FICUS NITIDA STD		2.00
84" FICUS RETUSA		1.00
60" FICUS RUBIGINOSA MLT		1.00
84" FICUS RUBIGINOSA MLT		1.00

## Somis Tree Farm, LLC. Physical Inventory Worksheet

March 5, 2026

96" FICUS RUBIGINOSA MLT		2.00
36" FICUS RUBIGINOSA FLORIDA MLT		72.00
48" FICUS RUBIGINOSA FLORIDA		37.00
24" FRAXINUS GREGGII		10.00
72" FRAXINUS GRIFFITHII EMERALD WAV		1.00
96" FRAXINUS UHEDI DOUBLE		1.00
96" FRAXINUS UHDEI		2.00
108" FRAXINUS UHDEI MAJESTIC BEAUTY		4.00
48" FRAXINUS UHDEI MAJESTIC BEAUTY		7.00
60" FRAXINUS UHDEI MAJESTIC BEAUTY		1.00
84" FRAXINUS UHDEI MAJESTIC BEAUTY		2.00
96" FRAXINUS UHDEI MAJESTIC BEAUTY		2.00
36" FRAXINUS VELUTINA 'RIO GRANDE'		8.00
36" FUCRAEA MACDOUGALII		1.00
24" GARDENIA JAS. 'AUGUST BEAUTY'		1.00
24" GARDENIA JAS. 'MYSTERY'		14.00
48" GEIJERA PARVIFLORA LOW		10.00
60" GEIJERA PARVIFLORA		2.00
108" GINKGO BILOBA AUTUMN GOLD FEMALE		1.00
36" GINKGO BILOBA AUTUMN GOLD		4.00
60" GINKGO BILOBA AUTUMN GOLD		1.00
72" GINKGO BILOBA AUTUMN GOLD		2.00
GINKGO BILOBA AUTUMN GOLD FIELD		19.00
60" GINKGO BILOBA 'MAGYAR'		4.00
24" GINKGO BILOBA 'MARIKEN' DWARF		5.00
36" GINKGO BILOBA PRINCETN SENTRY		4.00
48" GINKGO BILOBA PRINCETN SENTRY		10.00
60" GINKGO BILOBA PRINCETN SENTRY		4.00
36" GLEDITSIA T. SHADEMASTER TM		2.00
36" GREVILLEA A. 'FANFARE' STD		8.00
36" GREWIA CAFFRA ESP		3.00
36" GREVILLEA X 'MOONLIGHT'		8.00
72" HARPEPHYLLUM CAFFRUM STD		1.00
36" HETEROMELES ARBUTIFOLIA		7.00
48" HETEROMELES ARBUTIFOLIA		5.00
36" HIBISCUS SYRIACUS DIANA		3.00
24" HYDRANGEA MLT		5.00
24" HYDRANGEA MACROPHYLLA		30.00
30' HYDRANGEA MACROPHYLLA PINK		2.00
30' HYDRANGEA MACROPHYLLA WHITE		1.00
24" HYDRANGEA PAN. 'LIMELIGHT'		40.00
48" ILEX X 'CENTENNIAL GIRL'		6.00
36" ILEX NELLIE R STEVENS CNE		3.00
60" ILEX NELLIE R STEVENS CNE		10.00
72" ILEX NELLIE R STEVENS CNE		7.00
36" JACARANDA MIMOSIFOLIA STD		1.00
48" JACARANDA MIMOSIFOLIA MULTI		1.00

## Somis Tree Farm, LLC. Physical Inventory Worksheet

March 5, 2026

48" JACARANDA MIMOSIFOLIA STD		9.00
60" JACARANDA MIMOSIFOLIA MLT		6.00
60" JACARANDA MIMOSIFOLIA		4.00
72" JACARANDA MIMOSIFOLIA		1.00
84" JACARANDA MIMOSIFOLIA		3.00
96" JACARANDA MIMOSIFOLIA		1.00
48" JUGLANS HINDSII		3.00
60" JUGLANS HINDSII		1.00
48" JUNIPERUS CH. HETZII GLAUCA		3.00
36" JUNIPERUS CHINENSIS SAN JOSE		1.00
36" JUNIPERUS CHINENSIS TORULOSA		15.00
48" JUNIPERUS CHINENSIS TORULOSA		10.00
60" JUNIPERUS CHINENSIS TORULOSA		2.00
24" JUNIPERUS PROCUMBENS NANA		1.00
30" JUNIPERUS PROCUMBENS NANA		2.00
36" JUNIPERUS SEA GREEN		1.00
1G KNIPHOFIA UVARIA 'DWARF YELLOW'		55.00
5G KNIPHOFIA UVARIA 'MALIBU YELLOW'		65.00
48" KOELREUTERIA BIPINNATA		7.00
84" KOELREUTERIA BIPINNATA		2.00
72" KOELREUTERIA PANICULATA		1.00
84" KOELREUTERIA PANICULATA		1.00
96" KOELREUTERIA PANICULATA		1.00
60" LAGERSTROEMIA INDICA MLT		1.00
72" LAGERSTROEMIA INDICA WHITE DOUBLE		1.00
72" LAGERSTROEMIA X INDICA STD		1.00
48" LAGERSTROEMIA I. LAVENDER MLT		1.00
72" LAGUNARIA PATERSONII		2.00
72" LAGERSTROEMIA X 'BILOXI' STD		1.00
48" LAGERSTROEMIA X MUSKOGEE STD		2.00
60" LAGERSTROEMIA X MUSKOGEE STD		1.00
72" LAGERSTROEMIA X MUSKOGEE MLT		1.00
84" LAGERSTROEMIA X MUSKOGEE MLT		1.00
48" LAGERSTROEMIA X NATCHEZ STD		1.00
60" LAGERSTROEMIA X NATCHEZ MLT		2.00
60" LAGERSTROEMIA X NATCHEZ STD		5.00
72" LAGERSTROEMIA X NATCHEZ		1.00
72" LAGERSTROEMIA X 'OSAGE' MLT		1.00
72" LAGERSTROEMIA X 'TUSCARORA' MLT		4.00
72" LAGERSTROEMIA X TUSCARORA STD		1.00
24" LAURUS NOBILIS		1.00
36" LAURUS NOBILIS BSH		5.00
48" LAURUS NOBILIS		2.00
60" LAURUS NOBILIS		1.00
36" LEPTOSPERMUM LAEVIGATUM		5.00
48" LEPTOSPERMUM LAEVIGATUM MULTI		4.00
84" LEPTOSPERMUM LAEVIGATUM		1.00

## Somis Tree Farm, LLC. Physical Inventory Worksheet

March 5, 2026

24" LEUCOSPERMUM 'HIGH GOLD'		20.00
36" LIGUSTRUM J. TEXANUM BUSH		8.00
36" LIGUSTRUM J. TEXANUM SPIRAL		1.00
48" LIGUSTRUM J. 'TEXANUM' MLT		3.00
36" LIGUSTRUM LUCIDUM MULTI		23.00
60" LIGUSTRUM LUCIDUM LOW		6.00
60" LIGUSTRUM LUCIDUM MLT		1.00
72" LIGUSTRUM LUCIDUM MULTI		4.00
84" LIGUSTRUM LUCIDUM		1.00
48" LYONOTHAMNUS FL. ASPLENIIFOLIUS		6.00
24" MAGNOLIA SOUL. 'ALEXANDRINA' MLT		10.00
24" MAGNOLIA GRANDIFLORA 'KAY PARRIS' 8' X 6'		30.00
25G MAGNOLIA S. 'ROYAL STAR'		5.00
36" MAGNOLIA SOUL. ALEXANDRINA MLT		7.00
36" MALUS X ROBINSON		2.00
36" MALUS X SPRING SNOW STD		2.00
24" MARKHAMIA HILDERBRANDTII		2.00
36" MARKHAMIA HILDERBRADTII		11.00
48" MELALEUCA LINARIIFOLIA		1.00
60" MELALEUCA LINARIIFOLIA MLT		3.00
72" MELALEUCA LINARIIFOLIA MLT		3.00
36" MELALEUCA NESOPHILA		27.00
60" MELALEUCA NESOPHILA		5.00
60" MELALEUCA QUINQUENERVIA MLT		1.00
72" MELALEUCA QUINQUENERVIA MLT		3.00
36" METROSIDEROS C. 'SPRINGFIRE'		49.00
48" METROSIDEROS C. 'SPRINGFIRE'		10.00
84" METROSIDEROS EXCELSUS		1.00
72" METASEQUOIA GLYPTOSTROBOIDES		1.00
108" METASEQUOIA GLYPTOSTROBOIDES		2.00
60" MICHELIA CHAMPACA		8.00
60" MICHELIA CHAMPACA 'ALBA'		1.00
60" MICHELIA WILSONII		1.00
30' MONSTERA DELICIOSA MLT		10.00
72" MORUS ALBA		1.00
36" MORUS ALBA FRUITLESS ARBOR		70.00
24" MORUS MACROURA 'PAKISTAN'		40.00
24" MYRICA CALIFORNICA		134.00
36" MYRICA CALIFORNICA		30.00
60" NYSSA SYLVATICA		1.00
48" NYSSA SYLVATICA WILDFIRE		4.00
60" NYSSA SYLVATICA WILDFIRE		2.00
60" OLEA EUROPAEA 'ITALIAN VARIETIAL'		15.00
72" OLEA EUROPAEA STD		1.00
24" OLEA EUROPAEA LITTLE OLLIE P6266		76.00
60" OLEA EUROPAEA 'MAJESTIC BEAUTY'		1.00
96" OLEA EUROPAEA MISSION MLT		1.00

## Somis Tree Farm, LLC. Physical Inventory Worksheet

March 5, 2026

96" OLEA EUROPAEA MISSION #26		1.00
60" OLEA EUROPAEA 'SEVILLANO'		1.00
84" OLEA EUROPAEA 'SEVILLANO'		12.00
96" OLEA EUROPAEA 'SEVILLANO'		5.00
24" OLEA EUROPAEA 'WILSONII' STD		25.00
48" OLEA EUROPAEA WILSONII MLT		7.00
60" OLEA EUROPEA WILSONII MLT		8.00
72" OLEA EUROPEA WILSONII		1.00
30' CHAMAEDOREA ELEGANS #1 MLT		1.00
60" CHAMAEROPS HUMILIS		1.00
72" CHAMAEROPS HUMILIS MLT		3.00
72" CHAMAEROPS HUMILIS #28 MLT		1.00
84" CHAMAEROPS HUMILIS		1.00
84" CHAMAEROPS HUMILIS #12 MLT		1.00
84" CHAMAEROPS HUMILIS #24 MLT		1.00
36" CHAMAEDOREA ELEGANS		1.00
24" CORDYLINE STRICTA MLT		2.00
36" CORDYLINE STRICTA MLT		2.00
60" HOWEA FORSTERIANA DBL		1.00
48" PHOENIX X RECLINATA		1.00
84" PHOENIX PALM HYBRID MULTI		1.00
60" PHOENIX RECLINATA MLT		4.00
72" PHOENIX RECLINATA MLT		6.00
84" PHOENIX RECLINATA MLT		1.00
84" PHOENIX RECLINATA #12 MLT		1.00
96" PHOENIX RECLINATA #40 MLT		1.00
24" PHOENIX ROEBELENII SGL		1.00
30' RHAPIS EXCELSA #9 MLT		1.00
24" PHILODENDRON SELLOUM		1.00
24" PHILODENDRON XANADU		4.00
36" PHILODENDRON XANADU		2.00
48" PINUS CANARIENSIS		5.00
60" PINUS CANARIENSIS		2.00
96" PINUS CANARIENSIS		1.00
48" PINUS ELДАРICA		8.00
60" PINUS ELДАРICA		1.00
72" PINUS ELДАРICA		2.00
84" PINUS ELДАРICA		1.00
60" PINUS HALEPENSIS		3.00
72" PINUS HALEPENSIS		3.00
48" PINUS PINEA		1.00
60" PINUS PINEA		10.00
72" PINUS PINEA		4.00
48" PINUS THUNBERGII		3.00
60" PINUS THUNBERGII		7.00
36" PINUS THUNBERGII THUNDERHEAD		1.00
48" PINUS THUNBERGII THUNDERHEAD		2.00

## Somis Tree Farm, LLC. Physical Inventory Worksheet

March 5, 2026

60" PINUS TORREYANA		2.00
48" PISTACIA CHINENSIS MULTI		2.00
30' PISONIA UMBELLIFERA VARIEGATA BH		3.00
36" PITTOSPORUM CRASSIFOLIUM MLT		4.00
48" PITTOSPORUM CRASSIFOLIUM LOW		1.00
60" PITTOSPORUM CRASSIFOLIUM MLT		1.00
72" PITTOSPORUM CRASSIFOLIUM		1.00
24" PITTOSPORUM UNDULATUM		2.00
36" PITTOSPORUM UNDULATUM MLT		1.00
48" PITTOSPORUM UNDULATUM MLT		4.00
60" PLATANUS X 'EXCLAMATION'		27.00
96" PLATANUS ACERIFOLIA		1.00
72" PLATANUS ACERIFOLIA BLODGD ESP		4.00
24" PLATANUS ACERIFOLIA 'COLUMBIA' STD		100.00
36" PLATANUS ACERIFOLIA 'EXCLAMATION'		75.00
24" PLATANUS MEXICANA STD		160.00
84" PLATANUS MEXICANA STD		1.00
108" PLATANUS RACEMOSA		2.00
24" PLATANUS RACEMOSA NATURAL		130.00
36" PLATANUS RACEMOSA MULTI		1.00
48" PLATANUS RACEMOSA MULTI		7.00
48" PLATANUS RACEMOSA		13.00
60" PLATANUS RACEMOSA MLT		1.00
60" PLATANUS RACEMOSA NATURAL		2.00
60" PLATANUS RACEMOSA		12.00
72" PLATANUS RACEMOSA MLT		1.00
72" PLATANUS RACEMOSA NATURAL		6.00
72" PLATANUS RACEMOSA		1.00
84" PLATANUS RACEMOSA NATURAL		2.00
84" PLATANUS RACEMOSA		1.00
96" PLATANUS RACEMOSA		1.00
24" PLUMERIA X RUBRA (YELLOW/WHITE)		2.00
24" PODOCARPUS ELONGATUS 'BLUE'		6.00
48" PODOCARPUS E. ICEE BLUE COL		23.00
36" PODOCARPUS GRACILIOR		5.00
48" PODOCARPUS GRACILIOR NATURAL		11.00
48" PODOCARPUS GRACILIOR STD		17.00
72" PODOCARPUS GRACILIOR NATURAL		4.00
72" PODOCARPUS GRACILIOR STD		8.00
84" PODOCARPUS GRACILIOR MLT		2.00
84" PODOCARPUS GRACILIOR STD		2.00
96" PODOCARPUS GRACILIOR MLT		2.00
96" PODOCARPUS GRACILIOR STD		1.00
60" PODOCARPUS HENKELII COL		8.00
72" PODOCARPUS HENKELIII		2.00
84" PODOCARPUS HENKELII		1.00
72" PODOCARPUS MACROPHYLLUS		2.00

## Somis Tree Farm, LLC. Physical Inventory Worksheet

March 5, 2026

84" PODOCARPUS MACROPHYLLUS CL		4.00
72" POPULUS FREMONTII		6.00
36" PORTULACARIA AFRA MLT		1.00
36" PRUNUS CAROLINIANA COMPCT CB		7.00
48" PRUNUS CAROLINIANA COMPCT CB		11.00
36" PRUNUS LAUROCERASUS		8.00
48" PRUNUS LAUROCERASUS		4.00
48" PSIDIUM CATTELIANUM		1.00
96" PTEROCARYA STENOPTERA		1.00
36" PUNICA GRANATUM MARDI GRAS		8.00
48" PYRUS CALLERYANA ARISTOCRAT		2.00
60" PYRUS CALLERYANA CAPITAL		1.00
48" PYRUS CAL. CAPITAL		2.00
60" PYRUS CALLERYANA CHANTICLEER		3.00
60" PYRUS CALLERYANA CLEVLND SLCT		1.00
36" PYRUS KAWAKAMII STD		10.00
60" PYRUS KAWAKAMII STD		9.00
36" PYRACANTHA X MOHAVE 8 X 6 ESP		4.00
108" QUERCUS AGRIFOLIA MULTI		3.00
108" QUERCUS AGRIFOLIA NAT		1.00
24" QUERCUS AGRIFOLIA NATURAL		2.00
60" QUERCUS AGRIFOLIA NATURAL		3.00
60" QUERCUS AGRIFOLIA STD		1.00
72" QUERCUS AGRIFOLIA		1.00
84" QUERCUS AGRIFOLIA		4.00
96" QUERCUS AGRIFOLIA		5.00
72" QUERCUS ARIZONICA		1.00
48" QUERCUS COCCINEA		2.00
60" QUERCUS COCCINEA		7.00
72" QUERCUS COCCINEA		1.00
84" QUERCUS COCCINEA		1.00
60" QUERCUS DOUGLASII		1.00
96" QUERCUS ENGELMANNII		2.00
72" QUERCUS GAMBELII MLT		1.00
36" QUERCUS GRAVESII		1.00
48" QUERCUS ILEX HYBRID		5.00
60" QUERCUS ILEX MLT		8.00
60" QUERCUS ILEX NATURAL		1.00
60" QUERCUS ILEX		3.00
72" QUERCUS ILEX MLT		3.00
72" QUERCUS ILEX STD		1.00
48" QUERCUS LACEYI		1.00
96" QUERCUS ILEX		4.00
108" QUERCUS LOBATA STD		2.00
36" QUERCUS LOBATA		1.00
48" QUERCUS LOBATA		8.00
84" QUERCUS LOBATA DBL		1.00

## Somis Tree Farm, LLC. Physical Inventory Worksheet

March 5, 2026

84" QUERCUS LOBATA		1.00
96" QUERCUS LOBATA		2.00
108" QUERCUS MACROCARPA DBL		1.00
24" QUERCUS MACROCARPA		1.00
36" QUERCUS MACROCARPA		3.00
48" QUERCUS MACROCARPA		7.00
60" QUERCUS MACROCARPA		1.00
72" QUERCUS MACROCARPA DBL		1.00
72" QUERCUS MACROCARPA		14.00
84" QUERCUS MACROCARPA DBL		1.00
84" QUERCUS MACROCARPA		14.00
96" QUERCUS MACROCARPA DBL		1.00
96" QUERCUS MACROCARPA		7.00
36" QUERCUS MACROCARPA URBAN P.		4.00
48" QUERCUS MACROCARPA URBAN PIN.		15.00
48" QUERCUS MUEHLENBERGII		3.00
72" QUERCUS MUEHLENBERGII		1.00
96" QUERCUS MUEHLENBERGII		3.00
72" QUERCUS NIGRA		1.00
72" QUERCUS PALUSTRIS		5.00
96" QUERCUS PALUSTRIS		4.00
84" QUERCUS POLYMORPHA		2.00
60" QUERCUS ROBUR DBL		1.00
60" QUERCUS ROBUR FASTIGIATA		1.00
72" QUERCUS ROBUR FASTIGIATA		8.00
48" QUERCUS RUGOSA		2.00
60" QUERCUS RUGOSA		7.00
72" QUERCUS RUGOSA		1.00
48" QUERCUS SHUMARDII		3.00
60" QUERCUS SHUMARDII		7.00
84" QUERCUS SHUMARDII		2.00
36" QUERCUS SUBER		5.00
48" QUERCUS SUBER		1.00
60" QUERCUS SUBER		4.00
72" QUERCUS SUBER		6.00
84" QUERCUS SUBER		3.00
36" QUERCUS VIRGINIANA PATIO/DWARF		1.00
60" QUERCUS VIRGINIANA		8.00
72" QUERCUS VIRGINIANA MULTI		1.00
72" QUERCUS VIRGINIANA		3.00
84" QUERCUS VIRGINIANA MULTI		1.00
84" QUERCUS VIRGINIANA		4.00
96" QUERCUS VIRGINIANA STD		1.00
48" QUERCUS X 'CRIMSON SPIRE'		2.00
36" RAUWOLFIA SAMARIENSIS		8.00
48" RAUWOLFIA SAMARENSIS		13.00
60" RAUWOLFIA SAMARENSIS		13.00

## Somis Tree Farm, LLC. Physical Inventory Worksheet

March 5, 2026

72" RAUWOLFIA SAMARENSIS		2.00
84" RAUWOLFIA SAMARENSIS		1.00
36" RHAPH. X MAJESTIC BEAUTY PATIO		6.00
48" RHAPHIOLEPIS X 'MAJESTIC BEAUTY'		3.00
60" RHUS LANCEA MLT		3.00
60" RHUS LANCEA		2.00
72" RHUS LANCEA STD		1.00
96" RHUS LANCEA		1.00
96" ROBINIA AMBIGUA		1.00
48" ROBINIA AMBIGUA 'PURPLE ROBE'		4.00
60" SALIX MATSUDANA NAVAJO		2.00
36" SALIX MATSUNDANA TORTUOSA TM		28.00
24" SALIX MATSUDANA TORTUOSA		78.00
48" SCHEFFLERA ARBORICOLA		3.00
36" SCHINUS MOLLE		1.00
48" SCHINUS MOLLE NATURAL		1.00
60" SCHINUS MOLLE MLT		10.00
60" SCHINUS MOLLE		7.00
72" SCHINUS MOLLE MLT		14.00
84" SCHINUS MOLLE MLT		1.00
84" SCHINUS MOLLE		2.00
36" SCHINUS TEREBINTHIFOLIUS		5.00
60" SCHINUS TEREBINTHIFOLIUS		1.00
36" SEMIARUNDINARIA FASTUOSA 'TEMPLE BAMBOO'		5.00
48" SOPHORA JAPONICA REGENT		3.00
48" SPATHODEA CAMPANULATA STD		1.00
60" SPATHODEA CAMPANULATA MLT		3.00
48" STENOCARPUS SINUATUS STD		10.00
24" STRELITZIA NICOLAI		10.00
36" STRELITZIA NICOLAI		3.00
48" STRELITZIA NICOLAI MLT		5.00
72" STRELITZIA NICOLAI MLT		1.00
96" STRELITZIA NICOLAI MLT		1.00
36" STRELITZIA REGINAE MLT		21.00
24" SYRINGEA VULGARIS 'ROSEY BEACH PARTY'		1.00
24" SYRINGA V. SNOWY BEACH PARTY TM		8.00
36" SYRINGA VULGARIS SNOWY BEACH PARTY		17.00
60" TABEBUIA IMPETIGINOSA		1.00
84" TABEBUIA IMPETIGINOSA		1.00
36" TAXUS MEDIA HICKSII COL		23.00
48" TAXUS X MEDIA 'HICKSII'		20.00
48" TAXUS X MEDIA 'H.M. EDDIE'		2.00
36" TECOMA STANS MLT		20.00
48" TECOMA STANS		9.00
24" THUJA OCCIDENTALIS 'EMERALD'		7.00
36" THUJA OCCIDENTALIS EMERALD		2.00
48" THUJA OCCIDENTALIS EMERALD		12.00

## Somis Tree Farm, LLC. Physical Inventory Worksheet

March 5, 2026

36" THUJA OCC. EMERALD SPIRAL		5.00
48" THUJA PLICATA CAN CAN C		2.00
48" THUJA PLICATA GREEN GIANT		38.00
60" THUJA PLICATA GREEN GIANT		11.00
72" THUJA PLICATA GREEN GIANT		3.00
84" THUJA PLICATA GREEN GIANT		5.00
60" TILIA AMERICANA REDMOND		1.00
72" TILIA AMERICANA REDMOND		2.00
84" TILIA AMERICANA REDMOND		1.00
36" TIPUANA TIPU MULTI		9.00
36" TIPUANA TIPU		10.00
48" TIPUANA TIPU MLT		10.00
48" TIPUANA TIPU		10.00
60" TIPUANA TIPU		18.00
72" TIPUANA TIPU		1.00
60" TRISTANIA CONFERTA		7.00
72" TRISTANIA CONFERTA		3.00
72" TRISTANIA LAURINA		1.00
60" TUPIDANTHUS CALYPTRATUS		1.00
60" ULMUS PARVIFOLIA DRAKE		1.00
72" ULMUS PARVIFOLIA DRAKE		4.00
84" ULMUS PARVIFOLIA 'DRAKE'		1.00
72" ULMUS PARVIFOLIA TRUE GREEN		4.00
84" ULMUS PARVIFOLIA 'TRUE GREEN'		1.00
48" ULMUS X FRONTIER		2.00
60" ULMUS X FRONTIER		1.00
72" ULMUS X FRONTIER		3.00
72" YUCCA COMBO MLT		1.00
24" YUCCA GLORIOSA		11.00
<b>VINES</b>		
24" ANTIGONON LEPTOPUS 10'		1.00
24" ARISTOLOCHIA GIGANTEA 10'		1.00
24" BAUHINIA YUNNANENSIS 10'		6.00
24" BIGNONIA C. TANGERINE BEAUTY 10'		1.00
15 GALLON BOUGAINVILLEA BRASILIENSIS ESP		15.00
24" BOUGAINVILLEA BRASILIENSIS 18'		10.00
30' BOUGAINVILLEA 'ROSENKA' ESP		1.00
24" BOUGAINVILLEA PURPLE QUEEN		27.00
24" BOUGAINVILLEA SAN DIEGO RED 10'		23.00
24" BOUGAINVILLEA 'TAHITIAN SUNRISE' 10' TRELLIS		20.00
24" BOUGAINVILLEA JAMACIA WHITE 10'		16.00
36" CAMPSIS RADICANS 8'X6'		1.00
24" CLYTOSTOMA CALLISTEGIOIDES 10'		20.00

## Somis Tree Farm, LLC. Physical Inventory Worksheet

March 5, 2026

24" DALECHAMPIA DIOSCOREIFOLIA 10'		3.00
24" DISTICTIS BUCCINATORIA 8X6		10.00
24" DISTICTIS BUCCINATORIA 10'		42.00
24" DISTICTIS RIVERS 18'		7.00
24" HARDENBERGIA V. HAPPY WANDER		30.00
24" HEDERA CANARIENSIS 10'		1.00
24" JASMINIUM POLYANTHUM 8X6		10.00
24" JASMINUM POLYANTHUM 10'		9.00
24" JASMINUM TORTUOSUM 10'		41.00
24" JASMINIUM TORTUOSUM 18'		53.00
24" LONICERA PER. SCENTSATION 10'		10.00
24" MANDEVILLA SUN PARASOL GIANT WHT 10'		1.00
24" MASCAGNIA MACROPTERA 10'		7.00
24" PANDOREA JASMINOIDES ALBA 10'		58.00
24" PANDOREA JASMINOIDES ROSEA 10'		48.00
24" PANDOREA P. GOLDEN SHOWERS 10'		2.00
24" PARTHENOCISSUS TRICUSPIDATA 10'		9.00
24" PASSIFLORA RUBY GLOW 10'		1.00
24" PASSIFLORA VITIFOLIA RED 10 FT		8.00
24" PODRANEA RICASOLIANA 18' TRELLIS		27.00
24" ROSA BANKSIAE LUTEA 10'		20.00
24" ROSA BANKSIAE PUREZZA		5.00
24" ROSA BANKSIAE PUREZZA 8X6		5.00
24" ROSA BANKSIAE 'THORNLESS'		33.00
24" ROSA CECILE BRUNNER 10'		76.00
24" ROSA CL. DON JUAN 10'		4.00
24" ROSA CL. GOLDEN SHOWERS 10'		4.00
24" ROSA X POLKA 10'		10.00
24" ROSA X POLKA 8X6		5.00
24" ROSA SALLY HOLMES 8X6		3.00
24" SOLANUM JASMINOIDES ESP 8X6		10.00
24" SOLANUM JASMINOIDES 10'		18.00
24" SOLANDRA MAXIMA 10'		16.00
24" SOLANDRA MAXIMA 18'		1.00
24" SOLANDRA MAXIMA VARIEGATA		11.00
24" STEPHANOTIS FLORIBUNDA ESP		1.00
24" STEPHANOTIS FLORIBUNDA 18 FT		20.00
24" STIGMAPHYLLON CILIATUM 10'		7.00
24" THUNBERGIA GRANDIFLORA 10'		56.00
24" TRACHELOSPERMUM JASMINOIDES 10'		103.00
24" TRACHELOSPERMUM JASMINOIDES 18'		14.00
24" TRACHELOSPERMUM JASMINOIDES ESP 8'X6'		26.00
24" TRACHELOSPERMUM JASMINOIDES PINK SHOWERS		30.00
24" VITIS CALIFORNICA ROGER'S RED 10'		1.00
24" GRAPE 'FLAME' SEEDLESS		1.00
24" WISTERIA FLOR. 'BLACK DRAGON' 10' X 16'		-1.00
24" WISTERIA MACRO. 'CLARA MACK' 18'		10.00

## Somis Tree Farm, LLC. Physical Inventory Worksheet

March 5, 2026

24" WISTERIA FLO LONGISSIMA ALBA 10'		25.00
24" WISTERIA FLOR. 'PINK'		7.00
24" WISTERIA MACROSTACHYA 'BETTY MATTHEWS' 18'		10.00
64" WISTERIA MACROSTACHYA 'BETTY MATTHEWS' SCREEN - 72"T X 84"W		5.00
24" WISTERIA SINENSIS ALBA 10'		10.00
24" WISTERIA SIN. 'COOKE'S PURPLE' 18'		6.00
24" WISTERIA S. 'PURPLE' 10' TRELLIS		27.00
24" WISTERIA S. 'PURPLE' 8X6 TRELLIS		4.00
36" VITEX 'MONTROSE PURPLE'		9.00
36" WISTERIA FRUCTESCENS 'AMETHYST FALLS' ARCH		5.00
24" WISTERIA FRUCTESCENS 'AMETHYST FALLS' ESP		10.00
48" WISTERIA FL. LONGISSIMA ALBA		1.00
36" WISTERIA SIN COOKES SPECIAL		3.00
48" WISTERIA SIN COOKES SPECIAL		4.00

## Fruit Trees

36" APPLE ANNA STD		2.00
36" APPLE DORSETT GOLDEN ESP		1.00
36" APPLE FUJI ESP		2.00
36" APPLE 'GORDON'		1.00
36" APRICOT BLENHEIM		4.00
36" APRICOT GOLD KIST STD		4.00
24" AVOCADO HASS		2.00
48" AVOCADO HASS		3.00
48" CHERRY STELLA STD		1.00
84" DIOSPYROS KAKI		1.00
36" FEIJOA SELLOWIANA MLT		7.00
36" FEIJOA SELLOWIANA STD/PATIO		3.00
48" FIG BLACK MISSION		1.00
36" FIG BROWN TURKEY ESPALIER		7.00
36" FIG BROWN TURKEY		3.00
48" FIG BROWN TURKEY		4.00
60" FIG BROWN TURKEY (APRICOT LANE)		6.00
36" FIG GARNSEY WHITE ESP		12.00
36" FIG GARNSEY WHITE		21.00
48" FIG GARNSEY WHITE		6.00
48" GUAVA MEXICAN BEAUMONT		2.00
60" GUAVA MEXICAN BEAUMONT		3.00
36" GUAVA 'MEXICAN PEAR'		3.00
36" KIWI MALE/FEMALE 8 X 6 ESP		3.00
36" NECTARINE PANAMINT ESP		3.00
48" NECTAPLUM 'SPICE-ZEE'		2.00
36" PEACH BABCOCK ESP		1.00
48" PEACH 'TROPIC SNOW' STD		1.00

## Somis Tree Farm, LLC. Physical Inventory Worksheet

March 5, 2026

36" PERSIMMON FUYU STANDARD		2.00
36" PLUM MARIPOSA		1.00
36" PLUOT FLAVOR GRENADE ESP		2.00
36" PLUOT FLAVOR GRENADE		1.00
36" PLUOT FLAVOR KING ESP		2.00
36" PLUOT SATSUMA ESP		3.00
36" PLUM SANTA ROSA ESP		4.00
36" PLUM SANTA ROSA		1.00
48" PLUM SANTA ROSA STD		1.00
36" PLUM SATSUMA		1.00
36" POMEGRANATE FRUITING STD		1.00
48" POMEGRANETE MADAME LEGRELLEAE		7.00
24" POMEGRANATE 'WONDERFUL'		40.00
36" POMEGRANATE WONDERFUL MULTI		10.00
36" POMEGRANATE WONDERFUL		8.00
60" POMEGRANATE WONDERFUL		2.00

### In Ground Trees - Available to Dig

ACER CAMPESTRE 'QUEEN ELIZABETH'		1.00
AESCULUS X CARNEA 'BRIOTII'		3.00
ALBIZIA JULIBRISSIN ROSEA FIELD STD		4.00
ARBUTUS MARINA MULTI FIELD		18.00
BAUHINIA FORFICATA		4.00
BETULA JACQUEMONTII FIELD MLT		4.00
BRACHYCHITON ACERIFOLIOUS		1.00
CHIONANTHUS RETUSUS		5.00
CORNUS CAPITATA		2.00
ERYTHRINA CORALLOIDES MLT		2.00
FICUS RUBIGINOSA FIELD		28.00
FICUS RUBIGINOSA FLORIDA FIELD MLT		1.00
FRAXINUS U.MAJESTIC BEAUTY FIELD		25.00
HARPEPHYLLUM CAFFRUM		1.00
JACARANDA MIMOSIFOLIA FIELD		5.00
JUNIPERUS CHINENSIS TORULOSA		23.00
LIGUSTRUM LUCIDUM		1.00
MAGNOLIA GRANDIFLORA FIELD		1.00
METASEQUOIA GLYPTOSTROBOIDES FIELD		9.00
FIELD GROWN OLEA E. 'WILSONII'		17.00
PODOCARPUS E. ICEE BLUE FIELD		3.00
PODOCARPUS GRACILIOR FIELD STD		8.00
QUERCUS AGRIFOLIA FIELD STD		26.00
QUERCUS BUCKLEYI FIELD		1.00
QUERCUS COCCINEA FIELD		2.00
QUERCUS ENGELMANNII FIELD		1.00

# Somis Tree Farm, LLC. Physical Inventory Worksheet

March 5, 2026

QUERCUS GAMBELLII FIELD MLT		3.00
QUERCUS ILEX FIELD		65.00
QUERCUS LACEYI FIELD		1.00
QUERCUS MACROCARPA FIELD		31.00
QUERCUS ROB. CRIMSON SPIRE FIELD		6.00
QUERCUS ROBUR FASTIGIATA FIELD		6.00
QUERCUS SHUMARDII FIELD		2.00
QUERCUS SUBER		3.00
QUERCUS TOMENTELLA FIELD MLT		2.00
QUERCUS TOMENTELLA FIELD STD		1.00
QUERCUS VARIABILIS FIELD		1.00
QUERCUS VIRGINIANA FIELD MLT		2.00
SCHINUS MOLLE		4.00
ULMUS PARVIFOLIA DRAKE FIELD		1.00